


Canon



Viamo sv7

Confidence for
everyone, everywhere

Viamo sv7 provides high-quality POC imaging capability and seamless workflow in a robust case anywhere you need it – either as a hand-held system or mounted on an optional cart.



Viamo sv7



3 hours



12 inch



256 GB

Powerful imaging in a small package

Viamo sv7 is a powerful, ultra-compact ultrasound solution that combines premium imaging technologies with the size and intuitiveness of a smart device. Exceptional image quality and a large, easy-to-view 12 inch touch-screen make high-quality ultrasound more accessible in a multitude of situations to facilitate procedures and enhance your clinical confidence.



Portability without limits

With outstanding portability, Viamo sv7 enables you to provide immediate and comprehensive imaging to your patients at the point of care. With a battery offering up to 3 hours of imaging capability and 256 GB memory capacity, Viamo sv7 is always ready to perform in any situation.



Viamo sv7 provides instant imaging capability in critical care situations, in the OR or interventional suite.




Viamo sv7 brings ultrasound imaging directly to your patient's bedside or any other location on- or off-site.



Viamo sv7 is also suited for on-site checkups and interventions at sports facilities or rheumatology wards.





3 hours



12 inch



256 GB



With its wide range of dedicated presets and transducers, ViAMO sv7 can be shared throughout the entire department.

As a fully mobile system ViAMO sv7 easily travels with you to satellite locations to provide high-quality, reliable imaging.

Ultrasound-guided vascular access can help prevent perioperative complications at the point of care.



Flexible, fast and easy

Viamo sv7 offers highly intuitive operation and workflow. Imaging is made easy with a comprehensive range of clinical presets and workflow automation tools, especially useful in hectic point of care situations. Simple touch screen controls ensure that the system is easy to use from the very start.



Instant image optimization

QuickScan automatically optimises the image with a simple push of a button so you can achieve greater consistency in your exams in less time.

Protocol-guided exams

The protocol assist function provides a reliable method to ensure exams are done consistently and with ease. Once activated, a clear, easy-to-read menu will guide you step by step through a given exam.

Built-in camera

To further enhance ease of use, the system's built-in camera can be used to visually document in-situ findings, to scan barcodes for patient registration, or simply to substitute body marks.

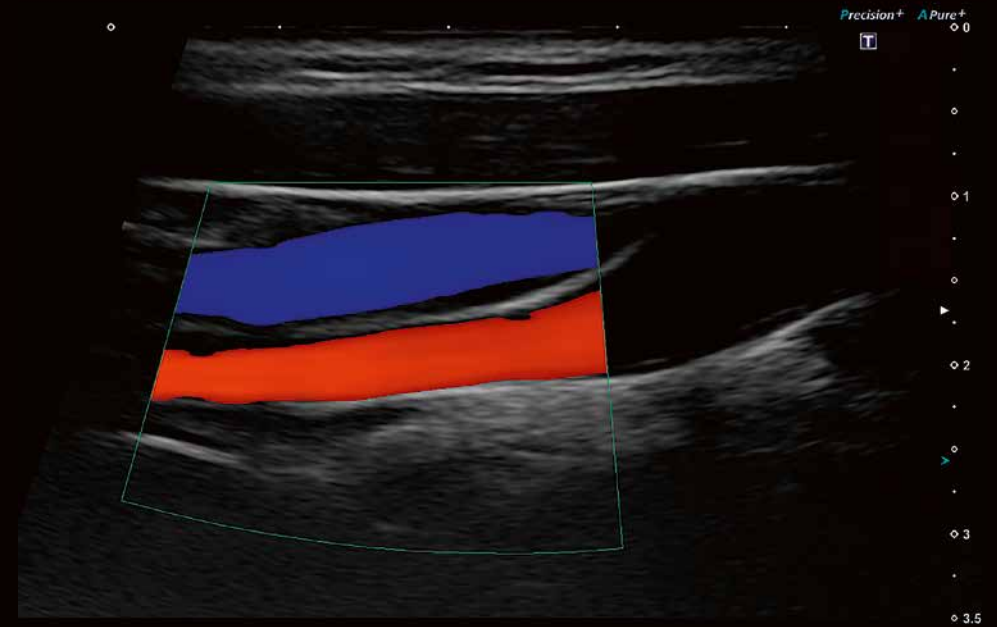
Robust imaging, reliable results

Critical situations require straightforward imaging, robust performance and intuitive operation. Viamo sv7 delivers premium imaging technology combined with simple workflow in a strong, lightweight system.



Outstanding image quality

A host of integrated imaging technologies such as Differential Tissue Harmonics, Precision and ApliPure+ helps achieve clearer images for a more reliable diagnosis and treatment.

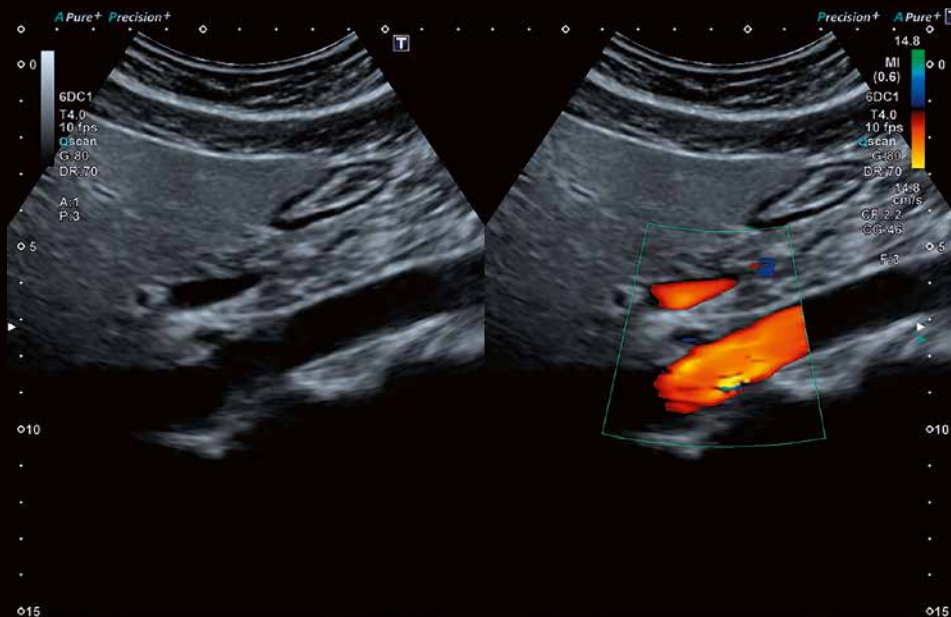


Extended field of view

Trapezoid imaging provided for the system's linear transducer extends the field of view for a better overview of the region of interest in both grayscale and color Doppler modes.

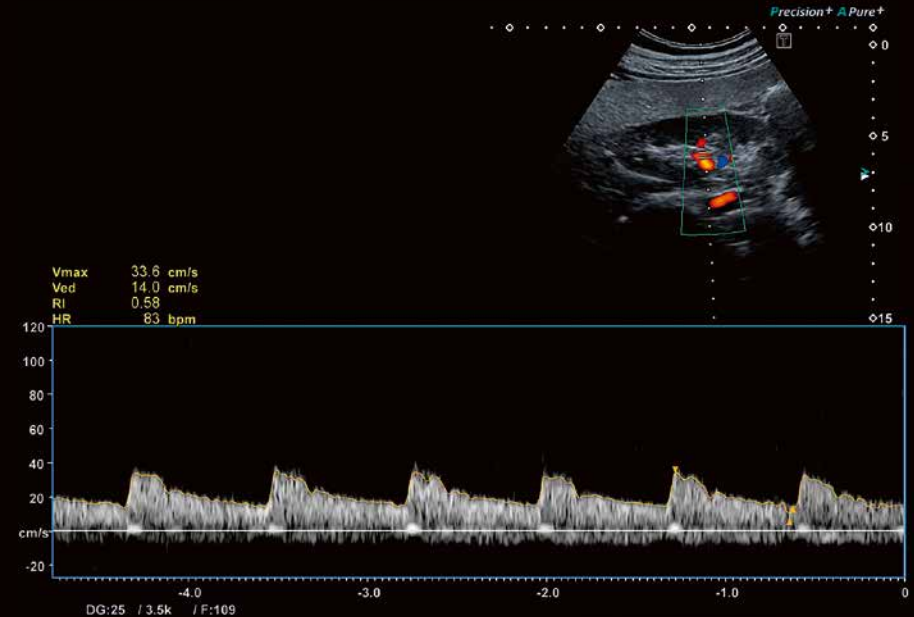
Small, lightweight and ergonomic transducers

Viamo sv7 has a versatile selection of compact transducers to cover a wide range of imaging requirements across all routine POC procedures and examinations including FAST and eFAST.



Morphology and flow side by side

TwinView displays B-mode and color Doppler side by side, providing the ability to monitor morphology and vascular flow simultaneously side by side.



Comprehensive quantification

Viamo sv7 ships with a comprehensive package of standard and advanced measurements for a whole range of clinical applications, including cardiovascular, abdominal and obstetrics imaging.

A complete solution – from daily routine through to complex clinical needs

Viamo sv7 delivers much more than just guiding a procedure or quick confirmation scans. As a fully featured ultrasound system Viamo sv7 delivers powerful imaging capability and a seamless integration into your departmental workflow when portability and space are at a premium.



A comprehensive ultrasound system

With Viamo sv7, you can plan, execute and document routine procedures with the same quality and comfort as a cart-based system – directly at the point of care.



Every exam seamlessly documented

Viamo sv7 is equipped with a comprehensive patient and image management system, wireless DICOM and extensive export functions. Data can be easily merged into departmental servers no matter where the exam is performed.





Viamo sv7



CANON MEDICAL SYSTEMS EUROPE B.V.

<https://eu.medical.canon>

©Canon Medical Systems Corporation 2018. All rights reserved.
Design and specifications subject to change without notice.
Model number: CUS-VSV7
MCAUS0314EC 2018-09 CMSE/Printed in Europe

Canon Medical Systems Corporation meets internationally recognized standards for Quality Management System ISO 9001, ISO 13485.
Canon Medical Systems Corporation meets the Environmental Management System standard ISO 14001.

Viamo, ApliPure, TwinView and Made for Life are trademarks of Canon Medical Systems Corporation.

Disclaimer: Some features presented in this brochure may not be commercially available on all systems shown or may require the purchase of additional options. Please contact your local Canon Medical Systems representative for details.

Made For life